

Korzystanie z licencji Autodesk w ramach edukacyjnej wersji studenckiej

Link do filmiku ilustrujący jak ściągnąć darmowe oprogramowanie Autodesk:

<https://youtu.be/UCMM8kE7QQ4>

Link do rejestracji oprogramowania w wersji studenckiej:

www.autodesk.com/education/edu-software

WAŻNE: Nie zmieniać kraju na z United States na Polska, bo na polskim portalu nie ma treści dotyczących edukacji w języku polskim (nie ma tego portalu edukacyjnego po polsku).

The screenshot shows the top navigation bar of the Autodesk Education Community website. It includes the Autodesk logo, links for 'FREE TRIALS', 'PRODUCTS', a search bar, 'SIGN IN', 'UNITED STATES', and a 'MENU' icon. Below the navigation bar is a secondary menu with 'EDUCATION' and sub-links: 'Get Products', 'Learn & teach', 'Competitions & events', 'Prepare & excel', 'Support', and 'About Autodesk Education'. A blue banner below the menu contains the text: 'Autodesk product options for remote learning. Learn more.' The main content area features a large image of a student working on a computer with a 3D model of a car part overlaid. The text reads: 'EDUCATION COMMUNITY DESIGN YOUR FUTURE'. Below this, a paragraph states: 'Autodesk is committed to empowering students and educators globally. With our free Education plan, you can explore emerging technologies and access rich learning content to position yourself for career success.' At the bottom of the banner are two buttons: 'WATCH VIDEO (1:05 MIN.)' and 'GET PRODUCTS'.

– Kliknąć -> **GET PRODUCTS**

The screenshot shows the top navigation bar of the Autodesk Education Community website. It includes the Autodesk logo, a search bar, 'SIGN IN', and icons for a shopping cart and globe. Below the navigation bar is a secondary menu with 'EDUCATION' and sub-links: 'Get Products', 'Learn & teach', 'Competitions & events', 'Prepare & excel', 'Support', and 'About Autodesk Education'. A blue banner below the menu contains the text: 'Fusion 360 for Chromebooks is now available to educational subscribers. Learn more.' The main content area features a large image of a student wearing headphones and working on a computer. The text reads: 'Unlock educational access to Autodesk products'. Below this, a paragraph states: 'Students and educators can get free one-year educational access to Autodesk products and services, renewable as long as you remain eligible. Confirm your eligibility now.' At the bottom of the banner are two buttons: 'GET STARTED' and 'How it works (3:08 min.)'. Below the banner, there is a link: 'Already have educational access? Sign in'. At the bottom of the page, there is a link: 'Not a student or educator? Explore our free trials'.

– Kliknąć -> **GET STARTED**

– Wypełnić pola zgodnie z przykładem poniżej:

Get education benefits

Autodesk offers free software to eligible students, educators and institutions. Be prepared to provide proof of enrollment or employment at a [Qualified Educational Institution](#).

Country, Territory, or Region of educational institution
Poland

Educational role [WHAT'S THIS ?](#)
Student

Institution Type
High School/Secondary

Date of Birth
Month: Day: Year:

NEXT

ALREADY HAVE AN ACCOUNT? [SIGN IN](#)

Create account

First name: Imię Last name: Nazwisko

Email: imie.nazwisko@mail.com ✓

Confirm email: imie.nazwisko@mail.com ✓

Password:

I agree to the [Autodesk Terms of Use](#) and to the use of my personal information in accordance with the [Privacy Statement](#) (including cross-border transfers as described in the statement).

CREATE ACCOUNT


ALREADY HAVE AN ACCOUNT? [SIGN IN](#)

To learn more about our [EDUCATION SPECIAL TERMS](#) and information about the US Family Education Rights and Privacy Act (FERPA), click [HERE](#)

Verification required

Check your inbox and follow the link in the email to verify your account for:

imie.nazwisko@mail.com



DIDN'T GET AN EMAIL? [RESEND](#)

OR ALREADY VERIFIED? [CONTINUE](#)

Trouble with verification?
[SHOW HELP OPTIONS](#)

– kliknąć na link przesłany na podany adres mailowy

– wybrać profil szkoły (np. budownictwo „Architecture, Engineering & Construction”), oraz datę rozpoczęcia i planowanego zakończenia nauki w obecnej szkole

Just one more step

Tell us about your educational institution and how you plan to use your free software.

Name of educational institution
Kraków

Area of study
 Architecture, Engineering & Construction
 Media & Entertainment
 Product Design & Manufacturing
 Others

Enrolled from
September 2019

Graduate in
June 2024

NEXT

Just one more step

Tell us about your educational institution and how you plan to use your free software.

Name of educational institution
Kraków

- Technikum Budowlane Nr 1 W Krakowie (Kraków)
- Technikum Ekonomiczno - Hotelarskie Nr 4 Im. Mikołaja Kopernika W Krakowie (Kraków)
- Technikum Ekonomiczno-Handlowe Nr 5 W Krakowie (Kraków)
- Technikum Elektryczne Nr 8 W Krakowie (Kraków)

[Can't find your school?](#)


September 2019

Graduate in
June 2024

NEXT

Account set

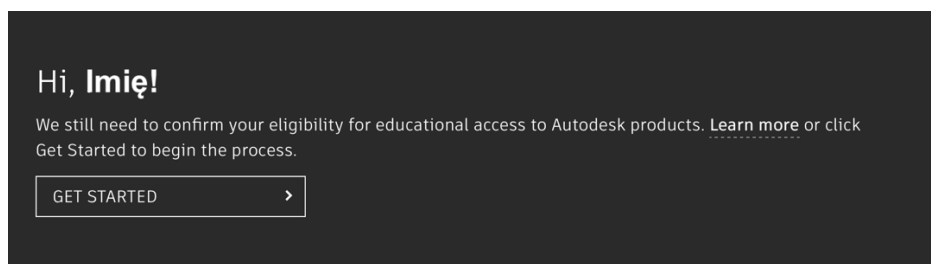
Your account is now updated to access the Autodesk education community




CONTINUE

– do listy „Name of educational institution” wpisać Kraków i wybrać właściwą szkołę, lub zacząć wpisywać nazwę szkoły

Pozostaje potwierdzić, że jest się uczniem/studentem



– Kliknąć -> GET STARTED



Check that your information below is correct, then click Confirm

All fields must be accurately completed to confirm your eligibility for educational access to Autodesk products. Thank you for helping us provide Autodesk tools for legitimate educational use around the globe.

Email

imie.nazwisko@mail.com

Wrong email address? [Update address](#)

First name

Imię

Last name

Nazwisko

Country or region of your educational institution

Poland

Institution type

High School/Secondary

Name of educational institution

Nazwa Szkoły

Date of birth

January 1 2004

CONFIRM

Cancel

Identity services powered by SheerID [SheerID FAQs](#)

[Privacy Statement](#)

Not enrolled or employed at a [Qualified Educational Institution](#)? View [alternate](#) Autodesk software licensing options.

– sprawdzić poprawność danych i kliknąć CONFIRM

Additional documentation needed

Please upload a copy of documentation issued to you by your educational institution (e.g. tuition receipt or student ID, employee ID) as proof that you attend, teach or are employed at a qualified educational institution

You have 14 days to upload your documentation

The document must include:

1. Your full legal name (**Imię Nazwisko**)
Note: The name on the document you submit must match this.
2. The name of the educational institution at which you are enrolled or employed (**Nazwa Szkoły (Kraków)**)
Note: The school name on the document you submit must match this.
3. A date within the current school term.

Preferred documents include:

- Transcript
- School-issued confirmation letter
- A copy of your student ID (photo ID not required)

Supported file types: JPEG, PDF, PNG, GIF



NOTE: If your uploaded document is too fuzzy to read, does not show your full and legal name, or shows a name different from the one you used for this Autodesk account, you will not be able to complete the confirmation process. Please do not include any confidential information in the document you upload, such as social security numbers or banking details. Please ensure any sensitive information is blacked out before you upload your document.

SUBMIT >

Cancel

Identity services powered by SheerID [SheerID FAQs](#)

Examples of preferred documents



School Transcript
Transcript with full name of student, school name, and date



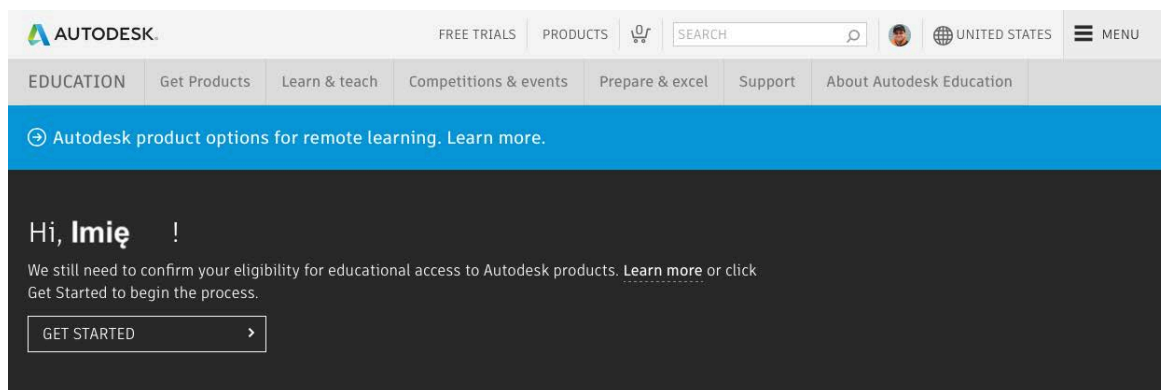
School-issued confirmation letter
School letterhead with full name of student or faculty member, school name, and date



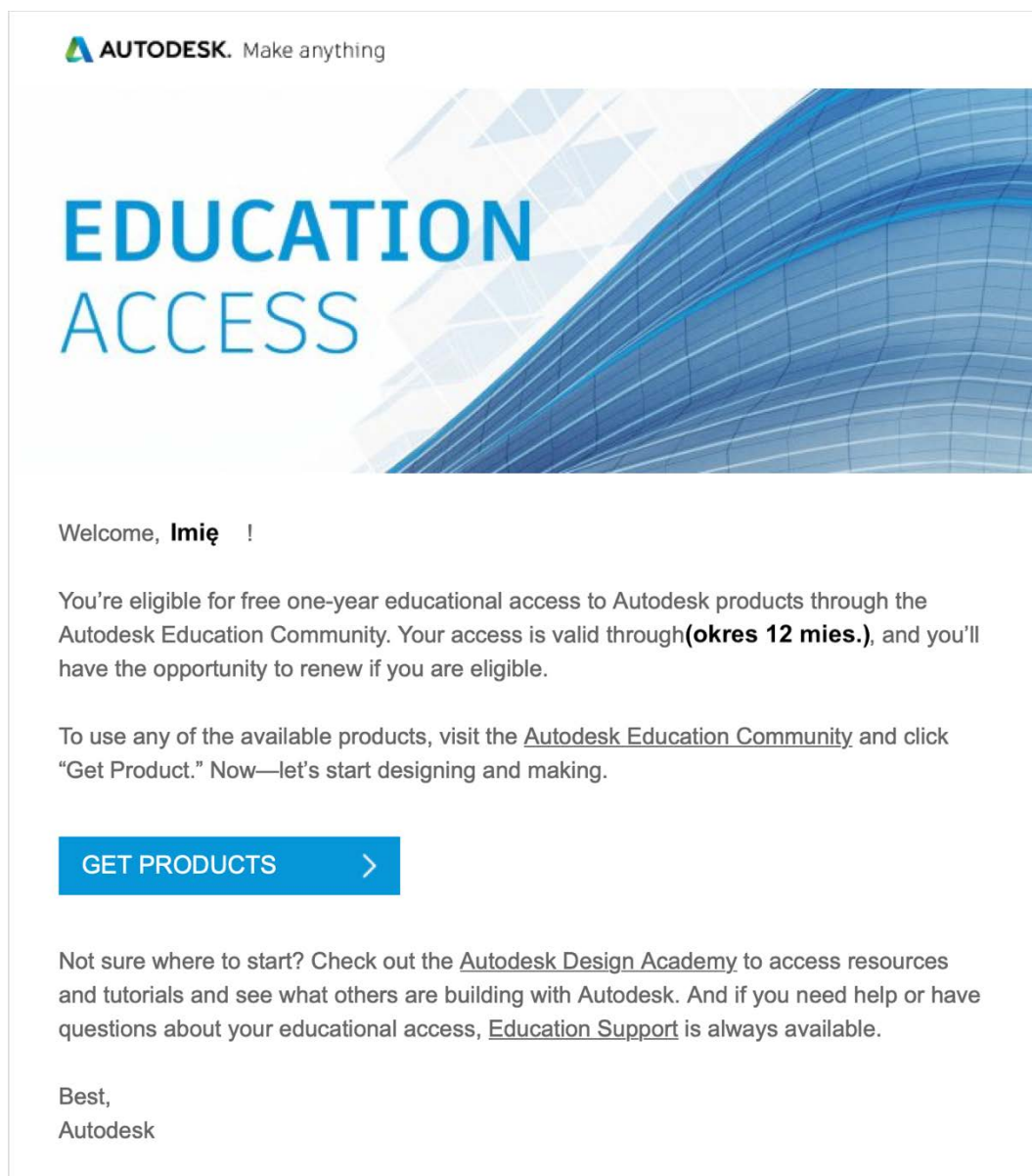
School ID
ID badge with full name of student or faculty member, school name, and date, photo not required

– Trzeba załączyć **skan (zdjęcie) legitymacji szkolnej** lub inny dokument potwierdzający, że jest się uczniem

Proces weryfikacji może trwać do 48 godzin. Dopóki to nie nastąpi, będzie wyświetlany komunikat jak poniżej na czarnym pasie.



Po 48 godzinach uczniowie powinni otrzymać mail z następującą informacją:



AUTODESK. Make anything

EDUCATION ACCESS

Welcome, **Imię** !

You're eligible for free one-year educational access to Autodesk products through the Autodesk Education Community. Your access is valid through **(okres 12 mies.)**, and you'll have the opportunity to renew if you are eligible.

To use any of the available products, visit the [Autodesk Education Community](#) and click "Get Product." Now—let's start designing and making.

GET PRODUCTS >

Not sure where to start? Check out the [Autodesk Design Academy](#) to access resources and tutorials and see what others are building with Autodesk. And if you need help or have questions about your educational access, [Education Support](#) is always available.

Best,
Autodesk

Od tego momentu można pobrać i aktywować licencje Autodesk na okres 12 miesięcy.

Kliknij **GET PRODUCTS** >

Ściągnij i aktywuj licencję AutoCAD 😊